

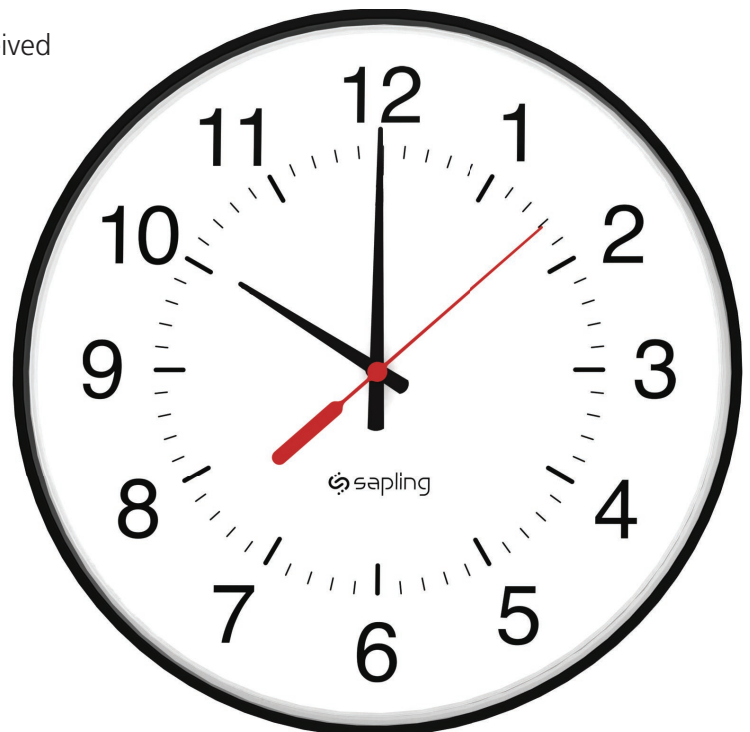
## SRM Series Wired Round Clock (V5.3)

### Features:

- Available in 9" (22.8cm), 12" (30.4 cm), and 16" (40.6 cm) dial sizes
- Offered in a low-profile metal case or SlimLine ABS case
  - Optional Cherry Wood finish or Brushed Aluminium finish
- Multiple power options
  - Offered in 110VAC, 230VAC and 24VAC/VDC models
- Provided with mounting hardware for easy installation
- Hour, minute, and second hands
- Quick correction for time change (max. 5 minutes when used with digital communication protocol)
- Microprocessor based movement
- Side molded, polycarbonate crystal

### Highlights:

- Uses Sapling RS485 time data protocol
- Correctly interprets time data protocols even if the **signal** wire polarity is switched.
- Built-in self-diagnostic mode:
  - Communication Protocol Verification
  - Time since the last synchronization signal was received
  - Hand position error detection
- Custom Color Cases available (minimum quantity 25)
- Designed and Produced by Sapling Inc. in Pennsylvania, United States of America



Specification sheets may change without prior notice

## SRM Series Wired Round Clock (V5.3)

### Specifications:

#### Case Material:

Steel or ABS.

Cherry wood finish or brushed aluminum finish for the SlimLine ABS case are also available.

#### Case Color:

Standard black finish (custom colors available)

#### Dial Face:

12 or 24 (military) hour standard

Specialty dials available

#### Dial Material:

Durable polystyrene

#### Crystal Material:

Shatter-proof, side-molded, transparent polycarbonate

#### Voltage Input:

7 - 28 VDC/VAC 50/60 Hz (24V model)

85 - 130 VAC 50/60 Hz (110V model)

180 - 260 VAC 50/60 Hz (230V model)

#### Average Current Consumption:

35 mA @ 24VDC/VAC

25 mA @ 110VAC

15 mA @ 230VAC

#### Hand tolerance:

Minute hand: +/- 1/4 minute

Second hand: +/- 1/2 second

#### Temperature range:

Operating: 32°F - 113°F (0°C - 45°C)

Shelf: 5°F - 167°F (-15°C - 75°C)

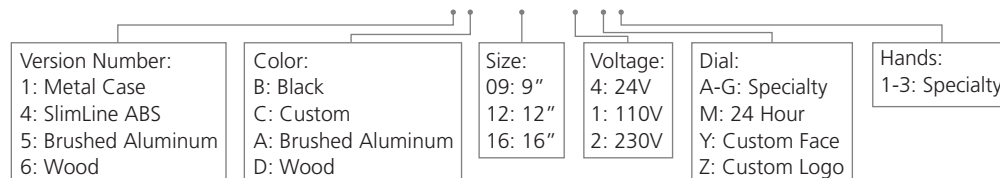
#### Compliance:

UL, cUL listed, CE Compliances: EMC, LVD

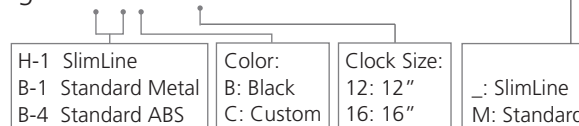


### Ordering Information:

SRM Series Wired Round Clock: SRM-XXS-XXR-X-XX



Double Mount Housing: SAX-XXD-XXR-0X



**Note:** Purchasing double mounted round analog clocks will require two clocks using the clock part number and one double mount housing using the part number above.

\*Note: SlimLine and Aluminum clocks use the SlimLine Adapter.

#### Examples:

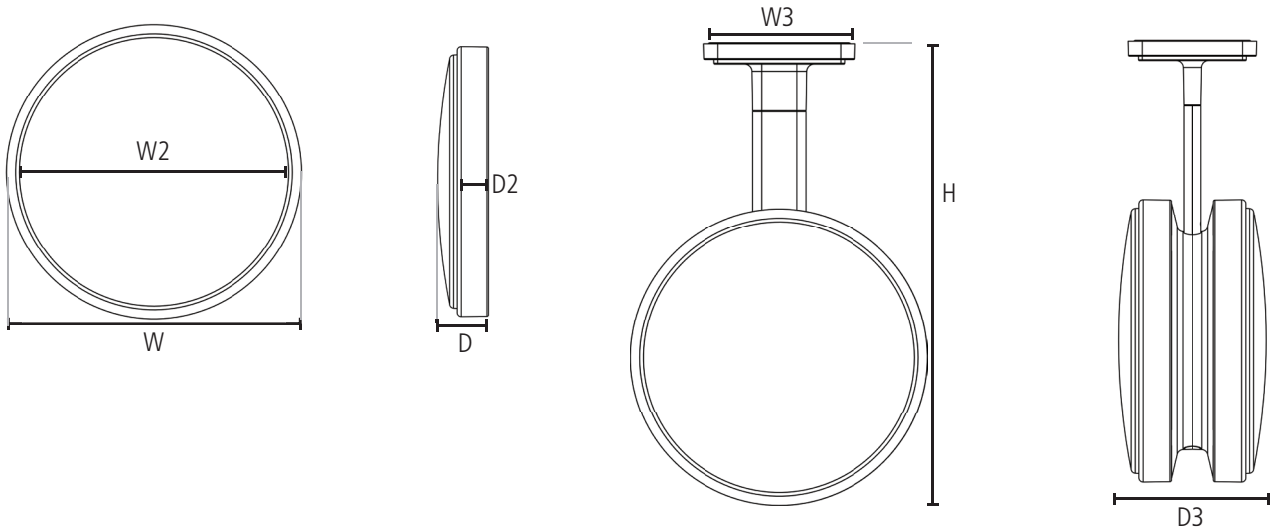
SRM-6DS-09R-4: Sapling Analog, Wired SlimLine SRM, 9" Round, 24V, Surface Wall Mount, Solid Cherry Wood Frame, Supports: RS485 Protocol

SRM-5AS-12R-2: Sapling Analog, Wired SlimLine SRM, 12" Round, 230 VAC, Surface Wall Mount, Brushed Aluminum Case, Supports: RS485 Protocol

Specification sheets may change without prior notice

## SRM Series Wired Round Clock (V5.3)

### Sapling Round Analog Clock Dimensions



#### METAL

#### SLIMLINE ABS

Clock Size:	12" Standard	16" Standard	9" SlimLine	12" SlimLine	16" SlimLine
	W = 12.75" (32.4cm)	W = 16.75" (42.6cm)	W = 9.8" (24.8cm)	W = 12.9" (32.7cm)	W = 16.7" (42.3cm)
	W2 = 11.80" (30.0cm)	W2 = 15.75" (40.0cm)	W2 = 9.5" (24.2cm)	W2 = 12.6" (32.0cm)	W2 = 16.3" (41.5cm)
	D = 2.44" (6.2cm)	D = 2.50" (6.4cm)	D = 2.4" (6.2cm)	D = 2.4" (6.2cm)	D = 2.5" (6.4cm)
	D2 = 1.45" (3.7cm)	D2 = 1.60" (4.1cm)	D2 = 1.7" (4.2cm)	D2 = 1.7" (4.3cm)	D2 = 1.7" (4.4cm)
Shipping Weight:	4.0lbs (1.81kg)	6.0lbs (2.72kg)	2 lbs (0.9 kg)	2 lbs (0.9 kg)	4 lbs (1.8 kg)
Double/Dual Mount Dimensions:	W3 = 6.56" (16.7cm) D3 = 6.86" (17.5cm)	W3 = 6.56" (16.7cm) D3 = 8.00" (20.3cm)	Not Applicable	W3 = 6.6" (16.7cm) D3 = 6.4" (16.2cm)	W3 = 6.6" (16.7cm) D3 = 6.4" (16.3cm)
Adjustable Pole Height:	H = 19.69" (50.0cm) = 18.07" (45.9cm) = 16.45" (41.8cm)	H = 21.90" (55.6cm) = 20.20" (51.3cm) = 18.56" (47.1cm)	Not Applicable	H = 19.7" (50.2cm) = 18.1" (46.1cm) = 16.5" (41.9cm)	H = 21.7" (55.3cm) = 20.1" (51.2cm) = 18.5" (47.0cm)

#### ALUMINUM

#### WOODEN

Clock Size:	9" Aluminum	12" Aluminum	16" Aluminum	9" Wood	12" Wood	16" Wood
	W = 10.7" (27.1cm)	W = 13.8" (35.0cm)	W = 17.8" (45.1cm)	W = 11.6" (29.5cm)	W = 13.3" (33.8cm)	W = 19.6" (49.9cm)
	W2 = 9.5" (24.2cm)	W2 = 12.6" (32.0cm)	W2 = 16.3" (41.5cm)	W2 = 9.5" (24.2cm)	W2 = 12.6" (32.0cm)	W2 = 16.5" (41.5cm)
	D = 2.4" (6.2cm)	D = 2.4" (6.2cm)	D = 2.4" (6.4cm)	D* = 2.4" (6.2cm)	D* = 2.4" (6.2cm)	D* = 2.4" (6.4cm)
	D2 = 1.7" (4.2cm)	D2 = 1.7" (4.4cm)	D2 = 1.7" (4.4cm)	D2* = 2.7" (6.8cm)	D2* = 2.7" (6.8cm)	D2* = 2.7" (6.8cm)
Shipping Weight:	2 lbs (0.9kg)	3 lbs (1.4 kg)	4 lbs (1.8 kg)	3 lbs (kg)	4 lbs (1.8 kg)	6 lbs (2.7 kg)
Double/Dual Mount Dimensions:	Not Applicable	W3 = 6.6" (16.7cm) D3 = 6.4" (16.2cm)	W3 = 6.6" (16.7cm) D3 = 6.4" (16.3cm)	Not Applicable	Not Applicable	Not Applicable
Adjustable Pole Height:	Not Applicable	H = 20.2" (51.5cm) = 18.6" (47.3cm) = 17.0" (43.2cm)	H = 22.3" (56.6cm) = 20.6" (52.4cm) = 19.0" (48.2cm)	Not Applicable	Not Applicable	Not Applicable

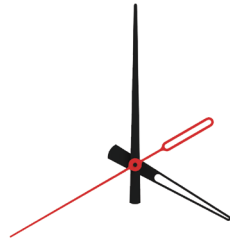
**\*NOTE:** For wood clocks, the rim (D2) protrudes further from the wall than the crystal (D).

## SRM Series Wired Round Clock (V5.3)

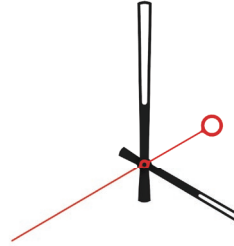
### Hand & Dial Options



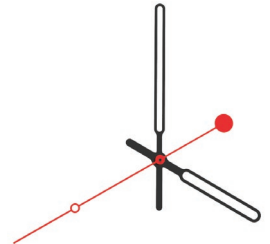
Standard Hands



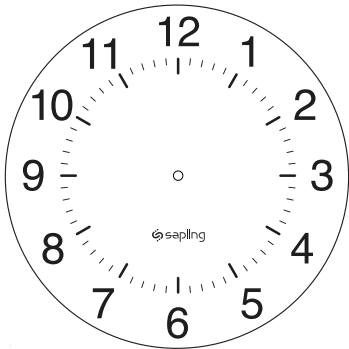
Specialty Hands 1



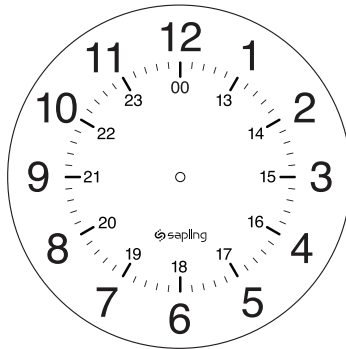
Specialty Hands 2




Specialty Hands 3




Standard Dial



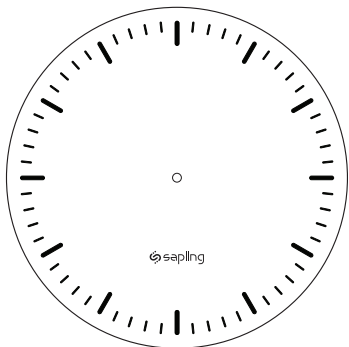
Dial M  
(Military 24 Hours)




Dial A



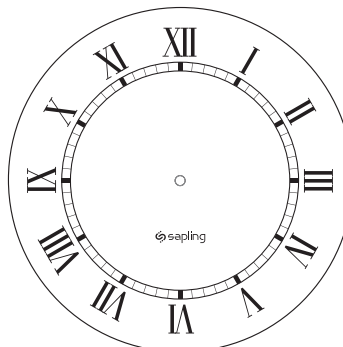
Dial B




Dial C



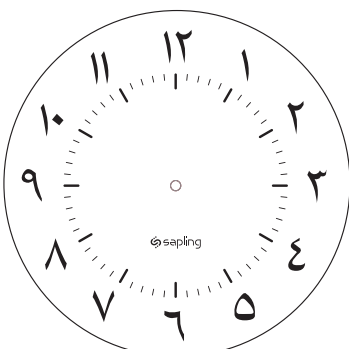
Dial D




Dial E



Dial F



Dial G



Dial Z

Specialty Hands 1-3 & Specialty  
Dials A-Z are offered at an  
additional cost.

For more information please contact  
your Sapling Representative.

## SRM Series Wired RS485 Round Clock (V5.3)

### Clock Case Options



Standard Low Profile  
Metal Case



Standard SlimLine  
ABS Case



Brushed Aluminum Finish



Solid Wood Case Cherry Finish

