

## SLD Premium Large Digital Clock (V1.3)



### Features

- 6.0" (15.2 cm), 9.0" (22.9cm) or 12.0" (30.5cm) digits
- 24V, 110VAC, 230VAC or PoE power supply (PoE in select IP clocks only)
- 12 or 24 hour display
- Red display standard; Optional White, Green, or Amber displays
- Immediate correction for time change
- Microprocessor based clock
- Automatic LED brightness adjustment based on outside lighting conditions.
- Automatic Daylight Saving Time change (if applicable)

### Highlights

- Built-in web interface - Each clock has a built in web interface allowing the user to set up, control, and monitor the clock
  - Web interface settings include: Network settings, NTP server selection, UTC/GMT offset selection, automatic Daylight Saving Time adjustments, and much more!
- Ability to alternate between time and date in U.S. (MM:DD:YY) and international (DD:MM:YY) format at user-changeable rates
- Ten year battery backup for internal real time clock and clock settings.
- Capable of Interfacing with Sapling's Elapsed Timer Control Panel (SBD-ELT-001-0), Temperature Sensor (SLD-TEMP-000-0), and Buzzer (L-BUZZ-3300-1) accessories.
- Four selectable display font options.
- The clock features time loss notification by flashing the colon
- In addition to your chosen synchronization method, all versions of the clock support a variety of wired protocols. These protocols include 2-Wire Communication, RS485, 58 minute, 59 minute, National Time and Rauland sync-wire, Dukane Digital, and Once a Day Closure.
- Can interface with a third party system via a contact closure such as a nurse call system that can automatically trigger an elapsed timer.
- Designed and Produced by Sapling Inc. in Pennsylvania, United States of America

## SLD Premium Large Digital Clock (V1.3)

**Sapling large Digital Clocks are offered with synchronization methods to cover all of your project needs. Each method comes with bonus features that add additional capabilities to the clock!**

### Wi-Fi Clocks

- Interfaces with Sapling's Clock Monitor software which will allow the user to view, monitor, and access all of the clocks in the system
- Receives time data from one of five pre-programmed third party NTP servers (user changeable) for added reliability and redundancy. Alternatively, it can be set to receive the time data from an in-house NTP Server or from any Sapling Master Clock model.
- Accepts encryption protocols for enterprise network environments.

### Wired IP Clocks

- Interfaces with Sapling's Clock Monitor software which will allow the user to view and monitor all IP clocks in the system.
- Receives time data from one of five pre-programmed third party NTP servers (user changeable) for added reliability and redundancy. Alternatively, it can be set to receive the time data from an in-house NTP Server or from any Sapling Master Clock model.
- Select models available with Power-over-Ethernet (PoE) powering options.

### 900 MHz/2.4 GHz Wireless Clocks

- Each clock acts as a repeater for the time data signal
- Either 900 MHz or 2.4 GHz frequency hopping technology to ensure signal reliability
  - No FCC or special operating license required
- Receives time correction once every minute
- "BELL" and "FirE" messaging capabilities
- Capable of receiving pre-scheduled countdown command from the SMA Master Clock (optional SMA function)

### 900 MHz/2.4 GHz Wireless TalkBack Clocks

- Each clock acts as a repeater for the time data signal
- Either 900 MHz or 2.4 GHz frequency hopping technology to ensure signal reliability
  - No FCC or special operating license required
- Receives time correction once every minute
- "BELL" and "FirE" messaging capabilities
- Capable of receiving pre-scheduled countdown command from the SMA Master Clock (optional SMA function)

### GPS Clocks

- Obtains Time Data at minimal infrastructure cost to the user via GPS satellites.
- Same reliable system as used by commercial and military navigation systems.

## SLD Premium Large Digital Clock (V1.3)

### Specifications - All Clocks

**Case Material:**

Aluminum

**Case Color:**

Black

**Mounting:**

Wall or Double Mount

**Brightness:**

Four levels, adjustable

**Wired Signal Input Options:**

RS485, 2-Wire Digital Communication (24V model only), 59 minute correction, 58 minute correction, National Time/Rauland, Dukane, Once-a-Day Pulse

**Wired Signal Output:**

RS485, 59 minute correction, 58 minute correction, National Time/Rauland, Rauland Digital, Once-a-Day Pulse

**Temperature Range**

-40°F to 167°F (-40°C to +75°C)

**Ingress Protection Rating:**

IP 66 (Outdoor only)

**Voltage Input:**

22-28V (24 Volt Model)

85-130 VAC (115 Volt Model)

180-260 VAC (230 Volt Model)

48V Power over Ethernet (PoE Model)

**Power over Ethernet Class (PoE Model Only):**

Class 3

**Average Current Consumption (Maximum Brightness for Red Display):**

6.0" (15.2 cm) 4 and 6 Digit Clock:

250 mA @ 24 V

50 mA @ 115 VAC

25 mA @ 230 VAC

9.0" (22.9 cm) 4 and 6 Digit Clock:

340 mA @ 24 V

68 mA @ 115 VAC

34 mA @ 230 VAC

12.0" (30.5 cm) 4 and 6 Digit Clock:

775 mA @ 24 V

155 mA @ 115 VAC

78 mA @ 230 VAC

**Wi-Fi****Data Protocols:**

NTP, SNTP

**Network Protocols:**

IPv4

**Compatible Wi-Fi Communication Protocols:**

802.11 b/g/n (2.4GHz only)

**Compatible Security Protocols:**

WEP, WPA, WPA2-PSK, WPA2-Enterprise

**Enterprise Inner Authentication**

PEAPv0 (MSCHAPv2)

**Enterprise Inner Authentication**

EAP-FAST, EAP-TTLS, EAP-PEAP

**IP****Signal Input:**

(S)NTP via RJ45 connector

**Data Protocols:**

NTP, SNTP, Sapling Proprietary

**Network Protocols:**

IPv4

**Wireless/Wireless Talkback****Receiver Sensitivity:**

-103 dBm

**Transmitter Power Output:**

8 dBm

**Operating Frequency (900MHz model):**

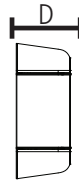
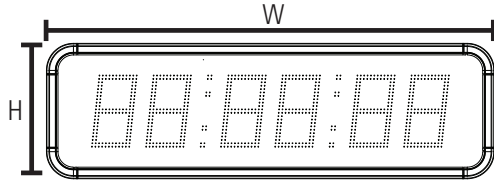
915-928 MHz frequency-hopping technology

**Operating Frequency (2.4GHz model):**

2.4 GHz frequency-hopping technology

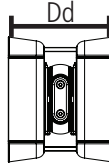
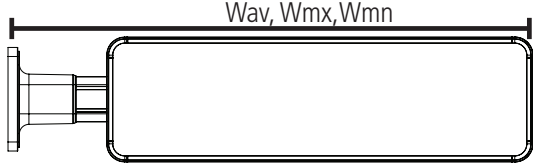
# SLD Premium Large Digital Clock (V1.3)

## Dimensions (Wall Mount)



Surface Mount:	4 Digits 6.0" (15.2cm)	4 Digits 9.0" (22.9cm)	4 Digits 12.0" (30.5cm)	6 Digits 6.0" (15.2cm)	6 Digits 9.0" (22.9cm)	6 Digits 12.0" (30.5cm)
W =	26.0" (66.0cm)	36.7" (93.2cm)	47.2" (119.8cm)	36.4" (92.6cm)	51.8" (131.6cm)	67.2" (170.8cm)
H =	11.0" (28.0cm)	15.2" (38.6cm)	19.9" (50.5cm)	11.0" (28.0cm)	15.2" (38.6cm)	19.9" (50.5cm)
D =	4.06" (11.2cm)	4.06" (11.2cm)	4.06" (11.2cm)	4.06" (11.2cm)	4.06" (11.2cm)	4.06" (11.2cm)

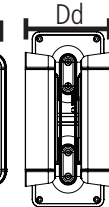
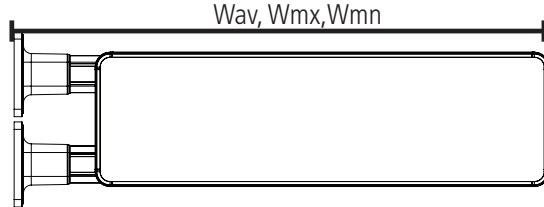
## Dimensions (Double, Wall, 6" and 9")



Double Mount Wall Avg:	Wav = 38.0" (96.5cm)	Wav = 48.7" (123.6cm)	Wav = 59.2" (150.3cm)	Wav = 48.4" (123.0cm)	Wav = 63.8" (162.1cm)	Wav = 79.3" (201.3cm)
Dd =	12.7" (32.2cm)	12.7" (32.2cm)	12.7" (32.2cm)	12.7" (32.2cm)	12.7" (32.2cm)	12.7" (32.2cm)

Double Mount Wall Max/Min	Wmx = 46.2" (117.4cm)	Wmx = 56.9" (144.6cm)	Wmx = 67.5" (171.3cm)	Wmx = 56.7" (144.0cm)	Wmx = 72.1" (183.1cm)	Wmx = 87.5" (222.3cm)
Wmn =	34.2" (87.0cm)	44.9" (114.2cm)	55.5" (140.8cm)	44.7" (113.6cm)	60.1" (152.6cm)	75.5" (191.8cm)

## Dimensions (Double, Wall, 12")



Double Mount Ceiling Avg*:	Hav = 23.0" (58.4cm)	Hav = 27.2" (69.0cm)	Hav = 32.1" (81.6cm)	Hav = 23.0" (58.4cm)	Hav = 27.2" (69.0cm)	Hav = 32.2" (81.8cm)
----------------------------	----------------------	----------------------	----------------------	----------------------	----------------------	----------------------

Double Mount Ceiling Max/Min*	Hmx = 31.3" (79.4cm)	Hmx = 35.5" (90.0cm)	Hmx = 40.4" (102.6cm)	Hmx = 31.3" (79.4cm)	Hmx = 35.5" (90.0cm)	Hmx = 40.5" (102.8cm)
Hmn =	19.3" (49.0cm)	23.5" (59.6cm)	28.4" (72.2cm)	19.3" (49.0cm)	23.5" (59.6cm)	28.5" (72.3cm)

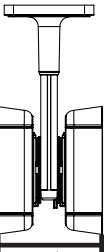
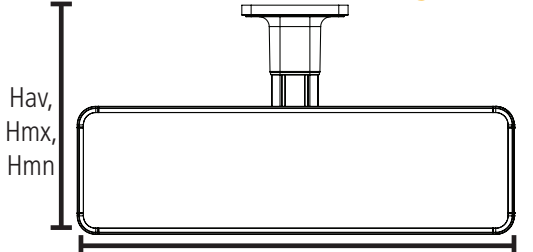
\* In 12" models, the bracket end cap is lower than the bottom of the clock. This measurement refers to the distance between the end cap and bottom of the mounting pole base.

## Ordering Information:

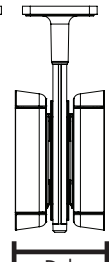

SLD Premium Large Digital Clock: SLD-WXB-33S-XXX-XYZ

<b>Time Input:</b> D: Wired (2-wire, RS485, and Sync) L: Wireless (900MHz) G: Wireless (2.4GHz) T: TalkBack (900MHz) TG: TalkBack (2.4GHz) P: IP (via Network Cable) W: Wi-Fi S: GPS	<b>Digit Size:</b> 060: 6.0" 090: 9.0" 120: 12.0"	<b>Indoor/Outdoor:</b> I: Indoor only O: Outdoor or Indoor	<b>Digit Color:</b> R: Red (Standard) G: Green W: White A: Amber	<b>Power Option:</b> 0: Power over Ethernet (PoE)* 12: 110VAC or 230VAC 4: 24VDC
--	--	--	--	---

## Dimensions (Double, Ceiling, 6" and 9")



## Dimensions (Double, Ceiling, 12")



Double or Flag Mount Pole Kit: SLD-1XM-XXX-YS

<b>Number of Clocks:</b> D: Double-mount (two displays) F: Flag-mount (one display)	<b>Digit Size:</b> 060: 6" 090: 9" 120: 12"	<b>Clock Orientation:</b> W: Wall-mount C: Ceiling-mount
<b>Number of Digits:</b> 4: 4 Digit 6: 6 Digit		

**\*PoE is available only with clocks that have Red or Amber displays, and have 6.0" or 9.0" digits.**