

SBP 3000 Series Digital IP Clock (V1.7)



Features

- Available with 2.5" (6.35 cm) digits or 4.0" (10.16 cm) digits; 4 digit display or 6 digit display
- PoE Powered
- 12 or 24 hour display
- Red display standard; Optional White, Green, or Amber displays
- Immediate correction for time change
- Microprocessor based clock
- Adjustable bright LED display (high, medium, low, off)
- Three models (3100, 3200, and 3300) with additional capabilities for higher models
- Automatic Daylight Saving Time change (if applicable)

Highlights

- Built-in web interface - Each clock has a built in web interface allowing the user to set, control, and monitor the IP clock
 - Built-in web interface settings include: Network settings, NTP server selection, UTC/GMT offset selection, brightness scheduling, automatic Daylight Saving Time adjustments, and much more!
- Receives time data from one of ten pre-programmed third party NTP servers (user changeable) for added reliability and redundancy. Alternatively, it can be set to receive the time data from an in-house NTP Server or from any Sapling Master Clock model.
- Built-in self-diagnostics and email alerts for:
 - NTP Synchronization Timeouts
 - Power Resets
 - And more!
- Interfaces with Sapling's IP Clock Monitor software which will allow the user to view, monitor, and send various commands to all IP clocks in the system
 - Capability to receive messages
 - Capability to receive realtime countdown command

Specification sheets may change without prior notice

SBP 3000 Series Digital IP Clock (V1.7)

- Ability to alternate between time and date in U.S. (MM:DD:YY) and international (DD:MM:YY) format at user-changeable rates
- Brightness scheduling capabilities
- Ten year battery backup for internal real time clock and clock settings
- The clock features time loss notification by flashing the colon
- Designed and Produced by Sapling Inc. in Pennsylvania, United States of America

Additional 3200 Model Highlights

- Capable of interfacing with:
 - Sapling's Elapsed Timer Control Panel (SBD-ELT-001-0)
 - Temperature Sensor (SBD-TEMPT-000-0)

Additional 3300 Model Highlights

- Can interface with a third party system via a contact closure such as nurse call system that can automatically trigger the elapsed timer
- Can interface with a Sapling Buzzer accessory (A-BUZZ-3300-1) when the Sapling Elapsed Timer reaches 00:00:00

Specifications

Case Material:

Reinforced Acrylonitrile Butadiene Styrene (ABS)

Case Color:

Black back case with a metallic gray front rim
(custom colors available)

Mounting:

Wall, Flush, Flag Mount or Double Mount

Bezel Size (LxW):

2.5", 4 digit clock: 4.69" (11.91 cm) x 10.31"
(26.19 cm)

2.5", 6 digit clock: 4.69" (11.91 cm) x 13.56"
(34.44 cm)

4.0", 4 digit clock: 6.75" (17.15 cm) x 13.31"
(33.8 cm)

4.0", 6 digit clock: 6.75" (17.15 cm) x 18.31"
(46.5 cm)

Shipping Weight (Surface Mount):

2.5", 4 digit clock: 3lbs. (1.36kg)

2.5", 6 digit clock: 3.5lbs. (1.58kg)

4.0", 4 digit clock: 4 lbs. (1.81kg)

4.0", 6 digit clock: 4.5" (2.04kg)

Input Voltage:

48 VDC via PoE

**Average Current Consumption
(Maximum Brightness):**

2.5" (6.35 cm) 4 and 6 Digit Clock:
125 mA @ PoE

4.0" (10.16 cm) 4 and 6 Digit Clock:
175 mA @PoE

Signal Input:

(S)NTP via RJ45 connector

Data Protocols:

NTP, SNTP, Sapling Proprietary

Routing Protocols:

IPv4

Temperature Range

Operating: 32°F - 122°F (0°C - 50°C)

Shelf: 5°F - 167°F (-15°C - 75°C)

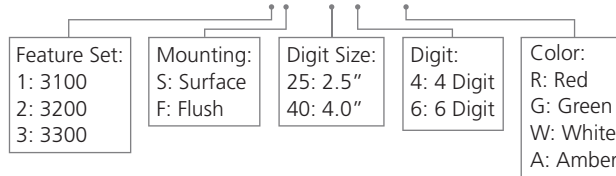
Compliance:

UL and cUL listed

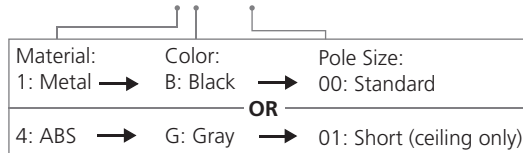
SBP 3000 Series Digital IP Clock (V1.7)

Ordering Information:

SBP 3000 Series IP Digital Clock: SBP-3XX-XXX-0X



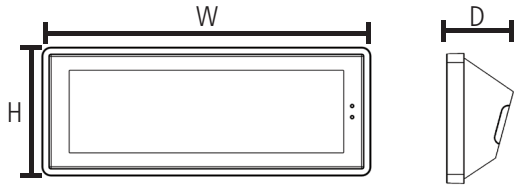
Double Mount Pole: SAB-XXD-XXS-0



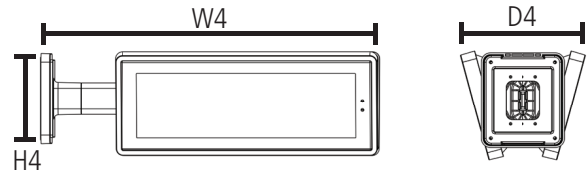
Note: Purchasing double mounted digital clocks will require two clocks using the clock part number and one double mount pole using the part number above. Flag mounted digital clocks will require one clock using the clock part number and one double mount pole using the part number above.

SBP 3000 Series Digital IP Clock (V1.7)

Surface Mount

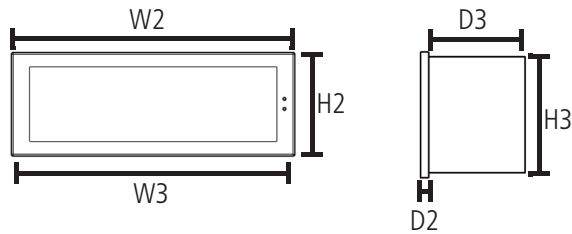


Wall Double Mount*

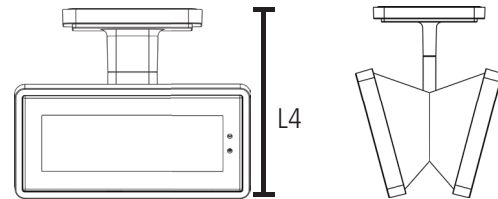


*Available with standard pole length

Flush Mount



Ceiling Double Mount*



*Available with standard or shortened pole length

	4 Digits 2.5" (6.35cm)	4 Digits 4.0" (10.16cm)	6 Digits 2.5" (6.35cm)	6 Digits 4.0" (10.16cm)
Surface Mount:	W = 11.06" (28.09cm) H = 5.38" (13.67cm) D = 4.06" (10.31cm)	W = 14.13" (35.89cm) H = 7.56" (19.20cm) D = 4.38" (11.61cm)	W = 14.44" (36.68cm) H = 5.38" (13.67cm) D = 4.06" (10.31cm)	W = 19.25" (48.90cm) H = 7.56" (19.20cm) D = 4.38" (11.61cm)
Flush Mount Outside Wall:	W2 = 10.25" (26.03cm) H2 = 4.53" (11.51cm) D2 = 0.281" (0.71 cm)	W2 = 13.22" (33.58cm) H2 = 6.72" (17.07cm) D2 = 0.281" (0.71 cm)	W2 = 13.63" (34.62cm) H2 = 4.53" (11.51cm) D2 = 0.281" (0.71 cm)	W2 = 18.38" (46.69cm) H2 = 6.72" (17.07cm) D2 = 0.281" (0.71 cm)
Flush Mount Housing:	W3 = 9.63" (24.46cm) H3 = 3.81" (9.68 cm) D3 = 3.00" (7.62 cm)	W3 = 12.63" (32.08cm) H3 = 6.28" (15.95cm) D3 = 3.00" (7.62 cm)	W3 = 13.13" (33.35cm) H3 = 4.03" (10.24cm) D3 = 3.00" (7.62 cm)	W3 = 17.75" (45.09cm) H3 = 6.09" (15.47cm) D3 = 3.00" (7.62 cm)
Double Mount:	H4 = 6.56" (16.67cm) D4 = 8.09" (20.54cm)	H4 = 6.56" (16.67cm) D4 = 8.63" (21.92cm)	H4 = 6.56" (16.67cm) D4 = 8.09" (20.54cm)	H4 = 6.56" (16.67cm) D4 = 8.63" (21.92cm)
Overall Width at positions on standard pole: (SAB-1BD-00S-0)	W4 = 18.95" (48.13cm) = 17.30" (43.94cm) = 15.66" (39.78cm)	W4 = 20.47" (51.99cm) = 18.83" (47.83cm) = 17.18" (43.63cm)	W4 = 20.63" (52.40cm) = 18.98" (48.21cm) = 17.34" (44.04cm)	W4 = 24.69" (62.71cm) = 23.05" (58.55cm) = 21.41" (54.38cm)
Overall Length for standard pole:* (SAB-1BD-00S-0)	L4 = 14.75" (37.47cm)	L4 = 15.75" (40.01cm)	L4 = 14.75" (37.47cm)	L4 = 15.75" (40.01cm)
Overall Length for shortened pole:** (SAB-1BD-01S-0)	L4 = 8.68" (22.03cm)	L4 = 10.13" (25.72cm)	L4 = 8.68" (22.03cm)	L4 = 10.13" (25.72cm)
Visibility (Max Brightness):	150 feet (45.72 meters)	250 feet (76.20 meters)	150 feet (45.72 meters)	250 feet (76.20 meters)

*Standard pole refers to part number SAB-1BD-00S-0

**Shortened pole (ceiling mount only) refers to part number SAB-4GD-01S-0