

SAW Series Wi-Fi Square Clock (V1.6)

Features:

- Available in 9" (22.8cm), and 12" (30.4 cm) dial sizes
- Offered in a stylish ABS case
- Multiple power options
 - Offered in 24VAC/VDC, 110VAC, 230VAC, & battery-powered models
- Provided with mounting hardware for easy installation
- Hour, minute, and second hands
- Quick correction for time change (max. 5 minutes)
- Microprocessor based movement
- Internal Antenna
- Side molded, polycarbonate crystal
- FCC Compliant per FCC part 15 Section 15

Highlights:

- Built-in web interface - each clock has a built in web interface allowing the user to set, control, and monitor the Wi-Fi clock
 - Settings include: Network settings, NTP server selection, UTC/GMT offset selection (-5 default), automatic Daylight Saving Time adjustments (US default), and much more!
- Receives time data from one of five pre-programmed third party NTP servers (user changeable) for added reliability and redundancy. Alternatively, it can be set to receive the time data from an in-house NTP Server or from any Sapling Master Clock model.
- Built-in self-diagnostics for:
 - NTP Synchronization Timeouts
 - Power resets
 - Hand position errors and corrections
- Direct-connect mode allows users to configure the clock wirelessly before connecting it to a Wireless Network.
- Adjustable synchronization rate to reduce electricity costs.
 - Battery: 12 hours default. 2/4/8/24 hours adjustable.
 - Locally powered: 5 minutes default. 0.25/0.5/1/4/12/24 hours adjustable.
- Custom Color Cases available (minimum quantity 25)
- Designed and Produced by Sapling Inc. in Pennsylvania, United States of America



SAW Series Wi-Fi Square Clock (V1.6)

Specifications:

Case Material:

Acrylonitrile Butadiene Styrene (ABS)

Case Color:

Standard black or white back case, metallic gray front rim (custom colors available)

Dial Face:

12 or 24 (military) hour standard
Specialty dials available

Dial Material:

Polyvinyl Chloride (PVC)

Crystal Material:

Shatter-proof, side-molded, transparent polycarbonate

Voltage Input:

Two 1.5V "D" Cell Alkaline Batteries (Battery model)

7 - 28 VAC 50/60 Hz (24V model)

85 - 130 VAC 50/60 Hz (110V model)

180 - 260 VAC 50/60 Hz (230V model)

Average Current Consumption:

Battery - 5 - 7 years (affected by frequency of updates)

40 mA @ 24VDC/VAC

10 mA @ 110VAC

5 mA @ 230VAC

Compatible Wi-Fi Communication Protocols:

802.11 b/g/n (2.4GHz only).

Compatible Security Protocols:

WEP, WPA/WPA2

Hand tolerance:

Minute hand: +/- 1/4 minute

Second hand: +/- 1/2 second

Temperature range:

Operating: 14°F - 122°F (-10°C - 50°C)

Shelf: -4°F - 131°F (-20°C - 55°C)

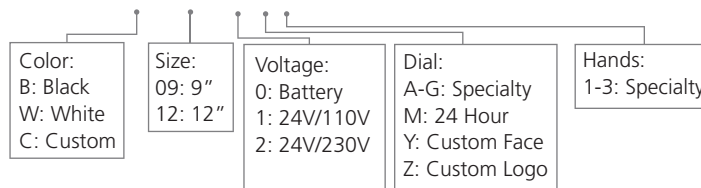
Compliance:

UL, cUL listed. FCC part 15 Section 15

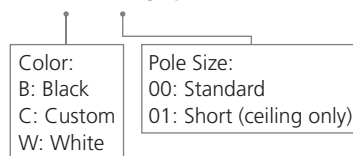


Ordering Information:

SAW Series Wi-Fi Square Clock: SAW-4XS-XXS-X-XX



Double Mount Pole: SAH-1XD-XXS-0



Note: Purchasing double mounted round analog clocks will require two clocks using the clock part number and one double mount housing using the part number above.

Examples:

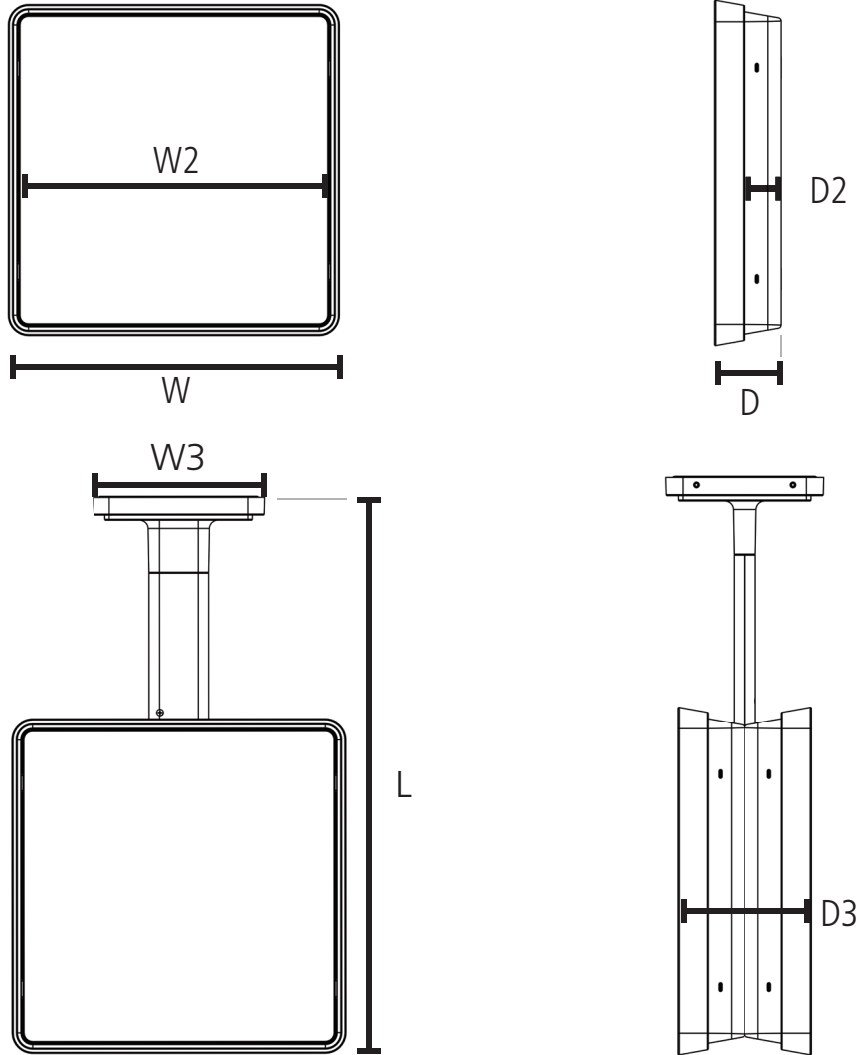
SAW-4WS-09S-0: Sapling Analog, Wi-Fi, 9" Square, Battery-Operated, Surface Wall Mount, White Case with Metallic Gray Rim

SAW-4BS-12S-1: Sapling Analog, Wi-Fi, 12" Square, 110VAC, Surface Wall Mount, Mineral Black Case with Metallic Gray Rim

Specification sheets may change without prior notice

SAW Series Wi-Fi Square Clock (V1.6)

Sapling Square Analog Clock Dimensions



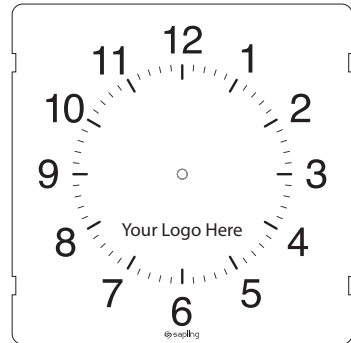


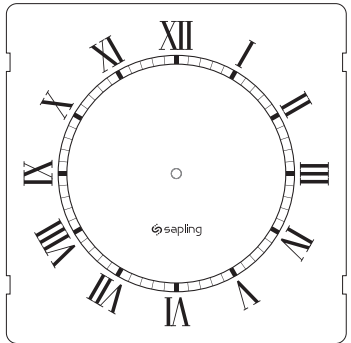
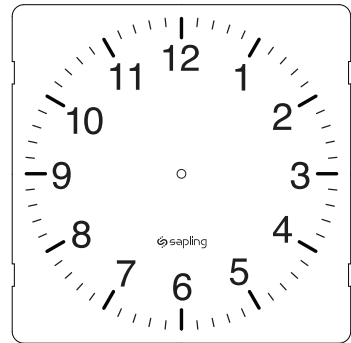
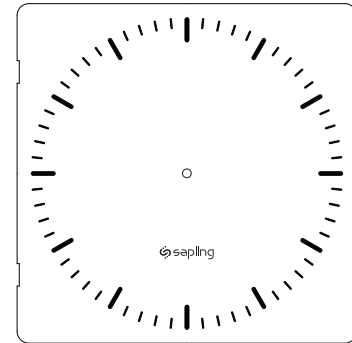

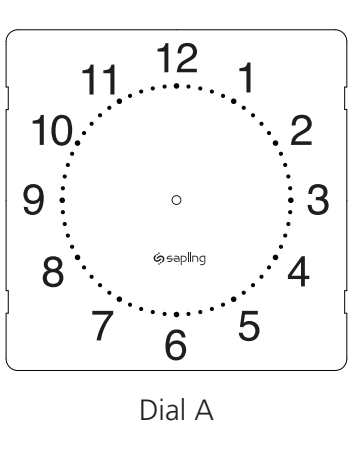


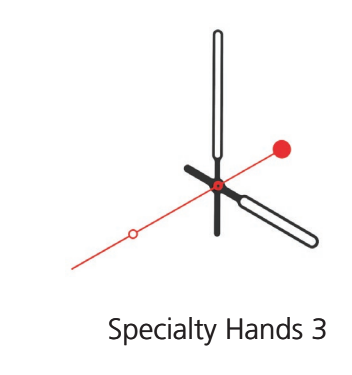
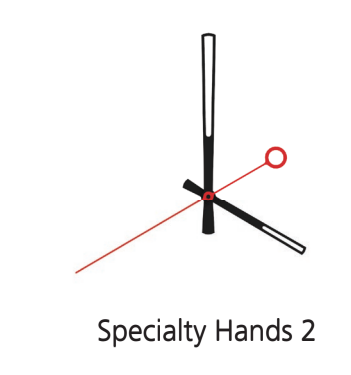
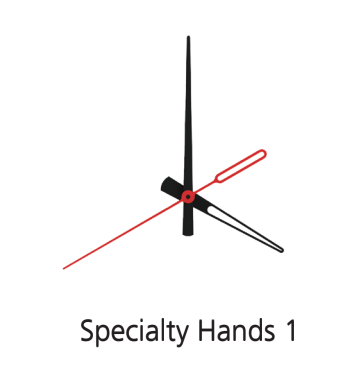
	9" Square	12" Square
Clock Size:	W = 9.79" (24.9cm) W2 = 8.97" (22.8cm) D = 2.44" (6.2cm) D2 = 1.34" (3.4cm)	W = 12.76" (32.4cm) W2 = 11.94" (30.3cm) D = 2.44" (6.2cm) D2 = 1.34" (3.4cm)
Shipping Weight:	3.0lbs (1.81kg)	4.0lbs (1.81kg)
Double/Dual Mount Dimensions:	W3 = 6.56" (16.7cm) D3 = 4.93" (12.5cm)	W3 = 6.56" (16.7cm) D3 = 4.93" (12.5cm)
Adjustable Pole Height for standard pole*:	L3 = 18.32" (46.5cm)	L = 21.12" (53.6cm) L = 19.35" (49.1cm)
Shortened Pole Height:	L = 12.38" (31.4cm)	L = 15.50" (39.3cm)

***Standard** pole refers to part number SAH-1GD-00S-0

****Shortened** pole (ceiling mount only) refers to part number SAH-1GD-01S-0

SAW Series Wi-Fi Square Clock (V1.6)

Hand & Dial Options



Specialty Hands 1-3 & Specialty Dials A-Z are offered at an additional cost.

For more information please contact your Sapling Representative.