

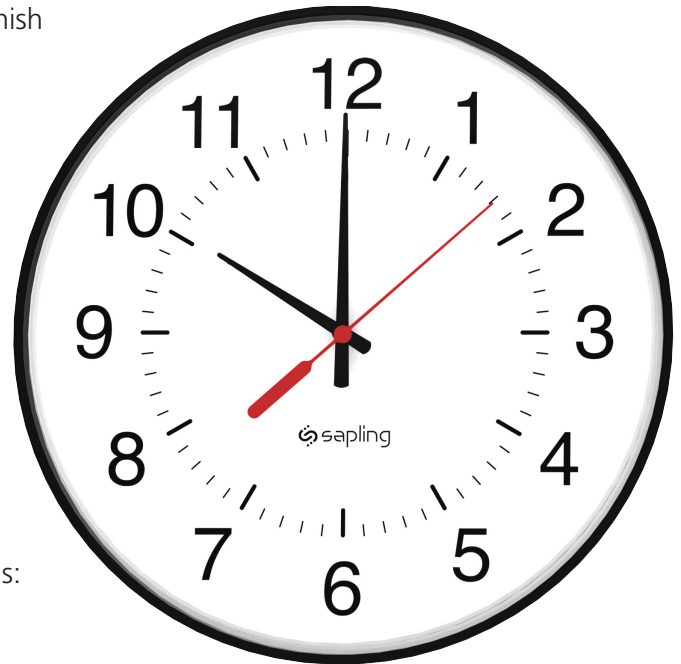
SAM Series Wired Round Clock (V4.5)

Features:

- Available in 9" (22.8cm), 12" (30.4 cm), and 16" (40.6 cm) dial sizes
- Offered in a low-profile metal case or SlimLine ABS case
 - Optional Cherry Wood finish or Brushed Aluminium finish
- Multiple power options
 - Offered in 110VAC, 230VAC and 24VAC/VDC models
- Provided with mounting hardware for easy installation
- Hour, minute, and second hands
- Quick correction for time change (max. 5 minutes when used with digital communication protocol)
- Microprocessor based movement
- Side molded, polycarbonate crystal

Highlights:

- Automatically recognizes many wired time data protocols:
 - 2-wire digital communication system (24V clock only)
 - 3-wire digital communication system
 - Sync-wire 59 minute correction
 - Various Sync-wire 58 minute correction formats
 - National Time/Rauland correction
- Correctly interprets time data protocols even if the **signal** wire polarity is switched.
- Built-in self-diagnostic mode:
 - Communication Protocol Verification
 - Time since the last synchronization signal was received
 - Hand position error detection
- Custom Color Cases available (minimum quantity 25)
- Designed and Produced by Sapling Inc. in Pennsylvania, United States of America



SAM Series Wired Round Clock (V4.5)

Specifications:

Case Material:

Steel or ABS.

Cherry wood finish or brushed aluminum finish for the SlimLine ABS case are also available.

Case Color:

Standard black finish (custom colors available)

Dial Face:

12 or 24 (military) hour standard

Specialty dials available

Dial Material:

Durable polystyrene

Crystal Material:

Shatter-proof, side-molded, transparent polycarbonate

Voltage Input:

7 - 28 VDC/VAC 50/60 Hz (24V model)

85 - 130 VAC 50/60 Hz (110V model)

180 - 260 VAC 50/60 Hz (230V model)

Average Current Consumption:

35 mA @ 24VDC/VAC

25 mA @ 110VAC

15 mA @ 230VAC

Hand tolerance:

Minute hand: +/- 1/4 minute

Second hand: +/- 1/2 second

Temperature range:

Operating: 32°F - 113°F (0°C - 45°C)

Shelf: 5°F - 167°F (-15°C - 75°C)

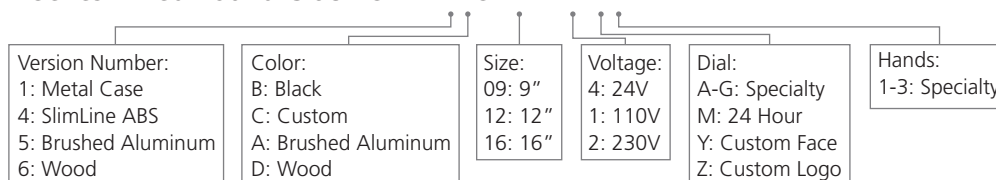
Compliance:

UL and cUL listed

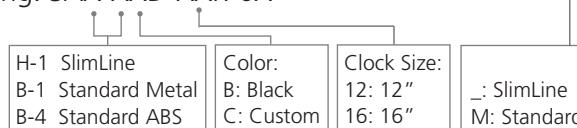


Ordering Information:

SAM Series Wired Round Clock: SAM-XXS-XXR-X-XX



Double Mount Housing: SAX-XXD-XXR-0X



Note: Purchasing double mounted round analog clocks will require two clocks using the clock part number and one double mount housing using the part number above.

*Note: SlimLine and Aluminum clocks use the SlimLine Adapter.

Examples:

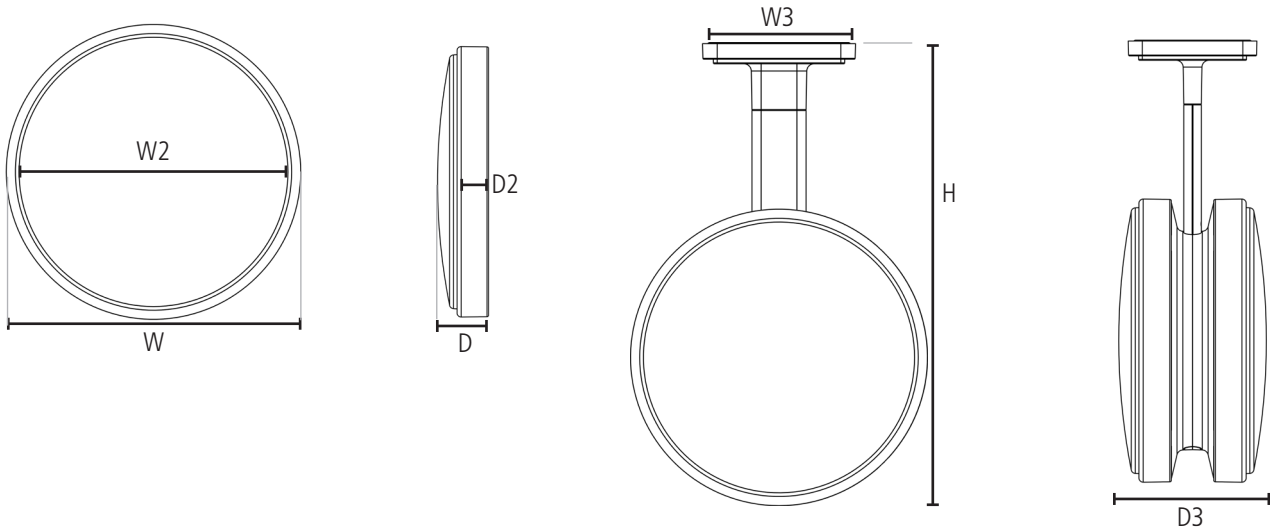
SAM-6DS-09R-4: Sapling Analog, Wired SAM, 9" Round, 24V, Surface Wall Mount, Solid Cherry Wood Frame, Supports: 2-Wire Digital & Sync Wire Protocols

SAM-5AS-12R-2: Sapling Analog, Wired SlimLine SAM, 12" Round, 230 VAC, Surface Wall Mount, Brushed Aluminum Case, Supports: Sync Wire Protocols

Specification sheets may change without prior notice

SAM Series Wired Round Clock (V4.5)

Sapling Round Analog Clock Dimensions



METAL

SLIMLINE ABS

Clock Size:	12" Standard	16" Standard	9" SlimLine	12" SlimLine	16" SlimLine
	W = 12.75" (32.4cm)	W = 16.75" (42.6cm)	W = 9.8" (24.8cm)	W = 12.9" (32.7cm)	W = 16.7" (42.3cm)
	W2 = 11.80" (30.0cm)	W2 = 15.75" (40.0cm)	W2 = 9.5" (24.2cm)	W2 = 12.6" (32.0cm)	W2 = 16.3" (41.5cm)
	D = 2.44" (6.2cm)	D = 2.50" (6.4cm)	D = 2.4" (6.2cm)	D = 2.4" (6.2cm)	D = 2.5" (6.4cm)
	D2 = 1.45" (3.7cm)	D2 = 1.60" (4.1cm)	D2 = 1.7" (4.2cm)	D2 = 1.7" (4.3cm)	D2 = 1.7" (4.4cm)
Shipping Weight:	4.0lbs (1.81kg)	6.0lbs (2.72kg)	2 lbs (0.9 kg)	2 lbs (0.9 kg)	4 lbs (1.8 kg)
Double/Dual Mount Dimensions:	W3 = 6.56" (16.7cm) D3 = 6.86" (17.5cm)	W3 = 6.56" (16.7cm) D3 = 8.00" (20.3cm)	Not Applicable	W3 = 6.6" (16.7cm) D3 = 6.4" (16.2cm)	W3 = 6.6" (16.7cm) D3 = 6.4" (16.3cm)
Adjustable Pole Height:	H = 19.69" (50.0cm) = 18.07" (45.9cm) = 16.45" (41.8cm)	H = 21.90" (55.6cm) = 20.20" (51.3cm) = 18.56" (47.1cm)	Not Applicable	H = 19.7" (50.2cm) = 18.1" (46.1cm) = 16.5" (41.9cm)	H = 21.7" (55.3cm) = 20.1" (51.2cm) = 18.5" (47.0cm)

ALUMINUM

WOODEN

Clock Size:	9" Aluminum	12" Aluminum	16" Aluminum	9" Wood	12" Wood	16" Wood
	W = 10.7" (27.1cm)	W = 13.8" (35.0cm)	W = 17.8" (45.1cm)	W = 11.6" (29.5cm)	W = 13.3" (33.8cm)	W = 19.6" (49.9cm)
	W2 = 9.5" (24.2cm)	W2 = 12.6" (32.0cm)	W2 = 16.3" (41.5cm)	W2 = 9.5" (24.2cm)	W2 = 12.6" (32.0cm)	W2 = 16.5" (41.5cm)
	D = 2.4" (6.2cm)	D = 2.4" (6.2cm)	D = 2.4" (6.4cm)	D* = 2.4" (6.2cm)	D* = 2.4" (6.2cm)	D* = 2.4" (6.4cm)
	D2 = 1.7" (4.2cm)	D2 = 1.7" (4.4cm)	D2 = 1.7" (4.4cm)	D2* = 2.7" (6.8cm)	D2* = 2.7" (6.8cm)	D2* = 2.7" (6.8cm)
Shipping Weight:	2 lbs (0.9kg)	3 lbs (1.4 kg)	4 lbs (1.8 kg)	3 lbs (kg)	4 lbs (1.8 kg)	6 lbs (2.7 kg)
Double/Dual Mount Dimensions:	Not Applicable	W3 = 6.6" (16.7cm) D3 = 6.4" (16.2cm)	W3 = 6.6" (16.7cm) D3 = 6.4" (16.3cm)	Not Applicable	Not Applicable	Not Applicable
Adjustable Pole Height:	Not Applicable	H = 20.2" (51.5cm) = 18.6" (47.3cm) = 17.0" (43.2cm)	H = 22.3" (56.6cm) = 20.6" (52.4cm) = 19.0" (48.2cm)	Not Applicable	Not Applicable	Not Applicable

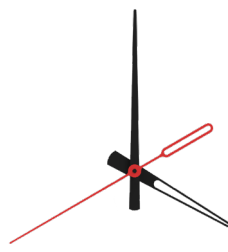
***NOTE:** For wood clocks, the rim (D2) protrudes further from the wall than the crystal (D).

SAM Series Wired Round Clock (V4.5)

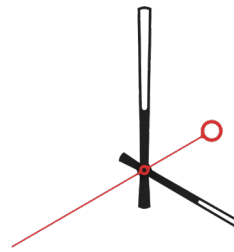
Hand & Dial Options



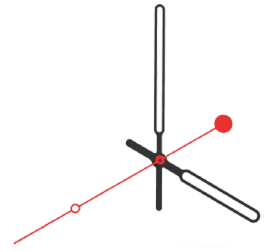
Standard Hands



Specialty Hands 1



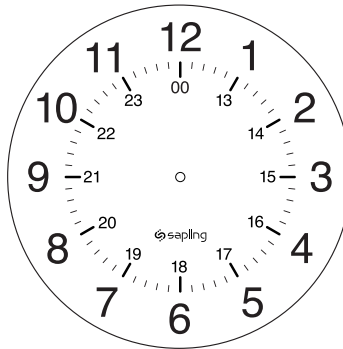
Specialty Hands 2




Specialty Hands 3




Standard Dial



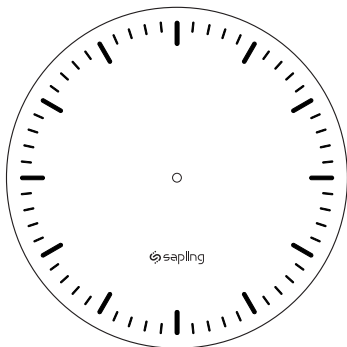
Dial M
(Military 24 Hours)




Dial A



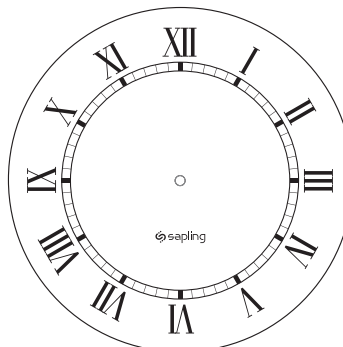
Dial B



Dial C



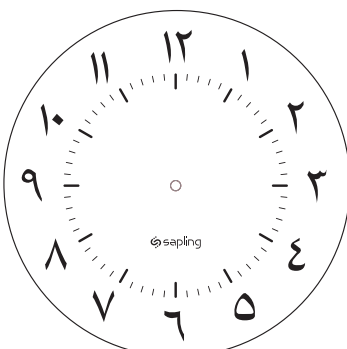
Dial D




Dial E



Dial F



Dial G



Dial Z

Specialty Hands 1-3 & Specialty
Dials A-Z are offered at an
additional cost.

For more information please contact
your Sapling Representative.

SAM Series Wired Round Clock (V4.5)

Clock Case Options



Standard Low Profile
Metal Case



Standard SlimLine
ABS Case



Brushed Aluminum Finish



Solid Wood Case Cherry Finish

