


## SAI Series Quartz Independent Round Clock (V4.2)

### Features:

- Available in 9" (22.8 cm), 12" (30.4 cm), and 16" (40.6 cm) dial sizes
- Offered in a low-profile metal case or SlimLine ABS case
  - Optional Cherry Wood finish or Brushed Aluminum finish
- Energy efficient: Uses one AA battery
- Provided with mounting hardware for easy installation
- Hour, minute, and second hands
- Side molded, polycarbonate crystal

### Highlights:

- Custom Color Cases available (minimum order quantity 25)
- Designed and Produced by Sapling Inc. in Pennsylvania, United States of America



Specification sheets may change without prior notice

## SAI Series Quartz Independent Round Clock (V4.2)

### Specifications:

#### Case Material:

Steel or ABS.  
Cherry wood finish or brushed aluminum finish for the SlimLine ABS case are also available.

#### Case Color:

Standard black finish (custom colors available)

#### Dial Face:

12 or 24 (military) hour standard  
Specialty dials available

#### Dial Material:

Durable polystyrene

#### Crystal Material:

Shatter-proof, side-molded, transparent polycarbonate

#### Voltage Input:

One 1.5V "AA" Cell Battery

#### Battery Depletion Rate:

One year

#### Quartz Oscillator Frequency:

32.768 KHz at 77°F (25°C)

#### Accuracy:

+/- 0.8 seconds per day at 77°F (25°C)

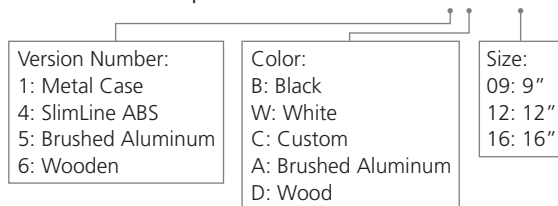
#### Temperature range:

Operating: -4°F - 140°F (-20°C - 60°C)

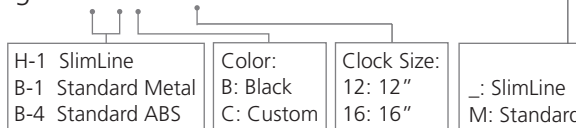
Shelf: -4°F - 158°F (-20°C - 70°C)

### Ordering Information:

SAI Series Quartz Round Independent Clock: SAI-XXS-XXR-0



Double Mount Housing: SAX-XXD-XXR-0X\*



**Note:** Purchasing double mounted round analog clocks will require two clocks using the clock part number and one double mount housing using the part number above.

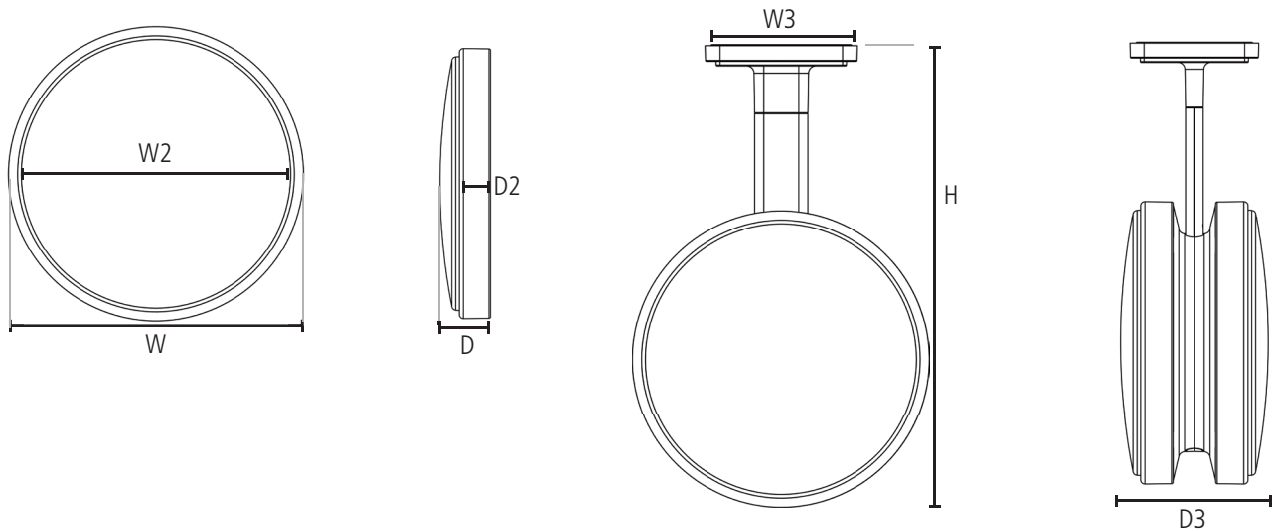
\*Note: SlimLine and Aluminum clocks use the SlimLine Adapter.

#### Examples:

SAI-5AS-09R-0 Sapling Analog, Quartz SlimLine, 9" Round, Battery-Operated, Surface Wall Mount, Brushed Aluminum Case  
SAI-6DS-16R-14 Sapling Analog, Quartz SlimLine, 16" Round, Battery-Operated, Surface Wall Mount, Solid Cherry Wood Frame

# SAI Series Quartz Independent Round Clock (V4.2)

## Sapling Round Analog Clock Dimensions


**METAL**
**SLIMLINE ABS**

Clock Size:	12" Standard	16" Standard	9" SlimLine	12" SlimLine	16" SlimLine
W	12.75" (32.4cm)	16.75" (42.6cm)	9.8" (24.8cm)	12.9" (32.7cm)	16.7" (42.3cm)
W2	11.80" (30.0cm)	15.75" (40.0cm)	9.5" (24.2cm)	12.6" (32.0cm)	16.3" (41.5cm)
D	2.44" (6.2cm)	2.50" (6.4cm)	2.4" (6.2cm)	2.4" (6.2cm)	2.5" (6.4cm)
D2	1.45" (3.7cm)	1.60" (4.1cm)	1.7" (4.2cm)	1.7" (4.3cm)	1.7" (4.4cm)
Shipping Weight:	4.0lbs (1.81kg)	6.0lbs (2.72kg)	2 lbs (0.9 kg)	2 lbs (0.9 kg)	4 lbs (1.8 kg)
Double/Dual Mount Dimensions:	W3 = 6.56" (16.7cm) D3 = 6.86" (17.5cm)	W3 = 6.56" (16.7cm) D3 = 8.00" (20.3cm)	Not Applicable	W3 = 6.6" (16.7cm) D3 = 6.4" (16.2cm)	W3 = 6.6" (16.7cm) D3 = 6.4" (16.3cm)
Adjustable Pole Height:	H = 19.69" (50.0cm) = 18.07" (45.9cm) = 16.45" (41.8cm)	H = 21.90" (55.6cm) = 20.20" (51.3cm) = 18.56" (47.1cm)	Not Applicable	H = 19.7" (50.2cm) = 18.1" (46.1cm) = 16.5" (41.9cm)	H = 21.7" (55.3cm) = 20.1" (51.2cm) = 18.5" (47.0cm)

**ALUMINUM**
**WOODEN**

Clock Size:	9" Aluminum	12" Aluminum	16" Aluminum	9" Wood	12" Wood	16" Wood
W	10.7" (27.1cm)	13.8" (35.0cm)	17.8" (45.1cm)	11.6" (29.5cm)	13.3" (33.8cm)	19.6" (49.9cm)
W2	9.5" (24.2cm)	12.6" (32.0cm)	16.3" (41.5cm)	9.5" (24.2cm)	12.6" (32.0cm)	16.5" (41.5cm)
D	2.4" (6.2cm)	2.4" (6.2cm)	2.4" (6.4cm)	D* = 2.4" (6.2cm)	D* = 2.4" (6.2cm)	D* = 2.4" (6.4cm)
D2	1.7" (4.2cm)	1.7" (4.4cm)	1.7" (4.4cm)	D2* = 2.7" (6.8cm)	D2* = 2.7" (6.8cm)	D2* = 2.7" (6.8cm)
Shipping Weight:	2 lbs (0.9kg)	3 lbs (1.4 kg)	4 lbs (1.8 kg)	3 lbs (kg)	4 lbs (1.8 kg)	6 lbs (2.7 kg)
Double/Dual Mount Dimensions:	Not Applicable	W3 = 6.6" (16.7cm) D3 = 6.4" (16.2cm)	W3 = 6.6" (16.7cm) D3 = 6.4" (16.3cm)	Not Applicable	Not Applicable	Not Applicable
Adjustable Pole Height:	Not Applicable	H = 20.2" (51.5cm) = 18.6" (47.3cm) = 17.0" (43.2cm)	H = 22.3" (56.6cm) = 20.6" (52.4cm) = 19.0" (48.2cm)	Not Applicable	Not Applicable	Not Applicable

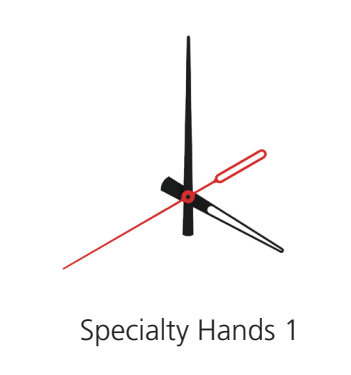
**\*NOTE:** For wood clocks, the rim (D2) protrudes further from the wall than the crystal (D).

# SAI Series Quartz Independent Round Clock (V4.2)

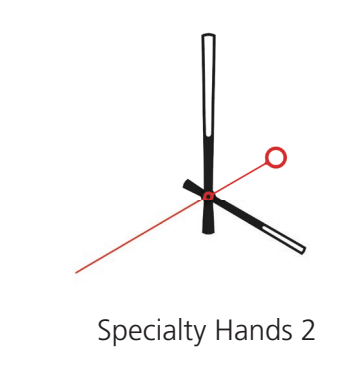
## Hand & Dial Options



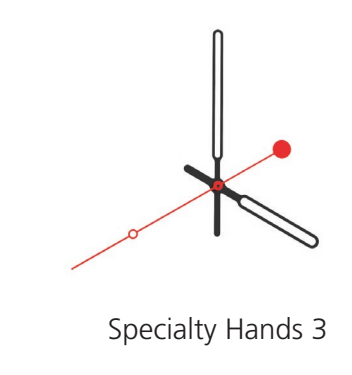
Standard Hands



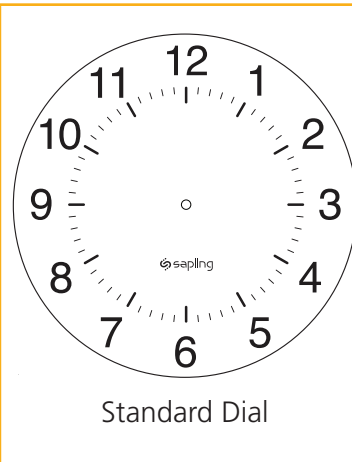
Specialty Hands 1



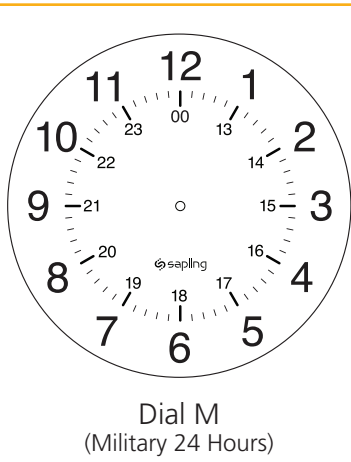
Specialty Hands 2



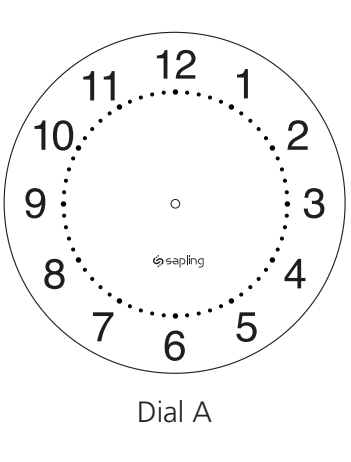
Specialty Hands 3




Standard Dial



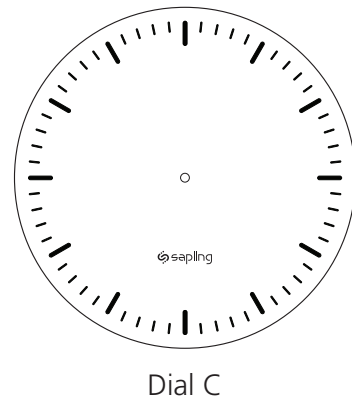
Dial M  
(Military 24 Hours)




Dial A



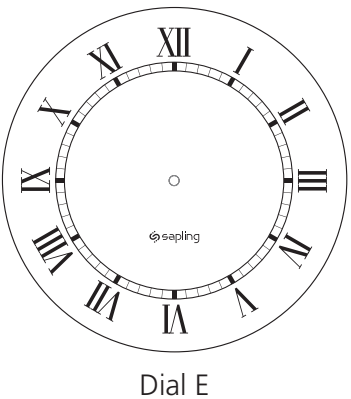
Dial B



Dial C



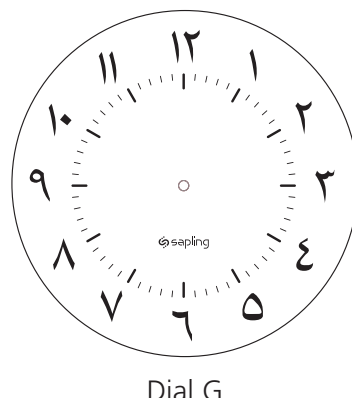
Dial D




Dial E



Dial F



Dial G



Dial Z

Specialty Hands 1-3 & Specialty Dials A-Z are offered at an additional cost.

For more information please contact your Sapling Representative.

## SAI Series Quartz Independent Round Clock (V4.2)

### Clock Case Options



Standard Low Profile  
Metal Case



Standard SlimLine  
ABS Case



Brushed Aluminum Finish



Solid Wood Case Cherry Finish

