

Sapling Message Clock System Push Button Panel (V1.0)

Features:

Trigger 15 different message commands via contact closure directly to the Sapling Master Input Box.

Command the Message Clock System to return to time via a push button connected to the Sapling Master Input Box.

Mounting:

Flush Mounted. Front button panel is mounted to two metal gang boxes.

Specifications:

Front Panel:

Black Acrylic

Push Button Material:

Silver Stainless Steel

Back Boxes Material:

Silver Galvanized Steel

Total Weight:

4.464 lbs.

Front Panel Dimensions (L x W x H):

10.65" (27.05cm) x 0.18" (0.46cm) x 11.5" (29.21cm)

Back Box Dimensions (L x W x H):

3.00" (7.62cm) x 9.63" (24.46cm) x 3.81" (9.68cm)

Powering:

By the Sapling Master Input Box


Push Button Message Labels:

Labels are made with correlation to the default manufacturer messages. Optional customized messages are available at time of purchase.

Ordering Information:

Message Push Button Panel: **A-MSG-SWCH-PNL-16**

Message Display Switch Panel, Flush Mounted with 16 push buttons

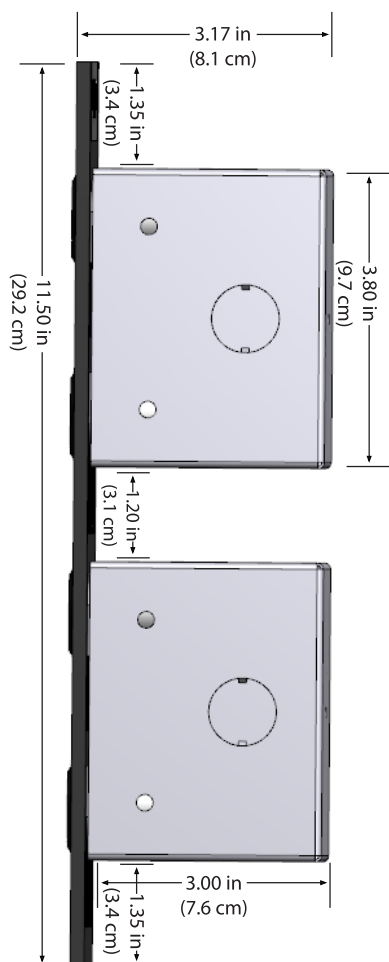


specification sheets may change without prior notice

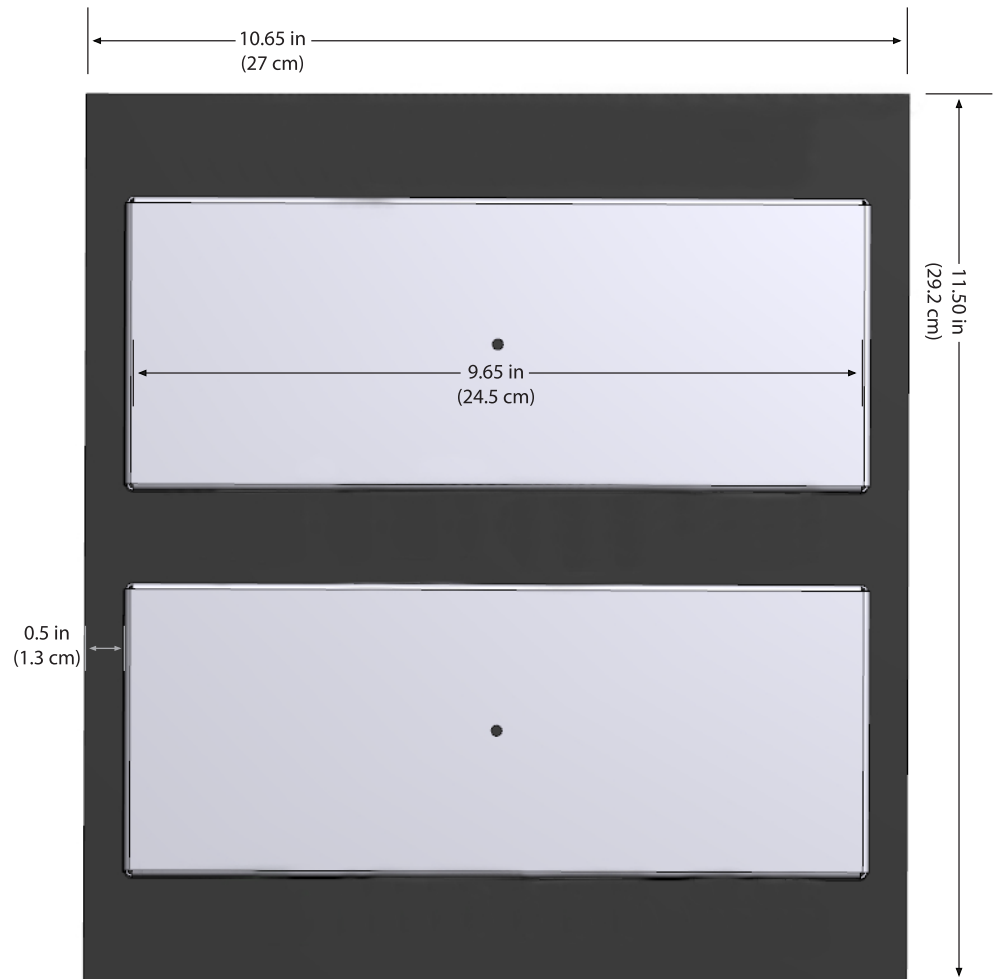
Sapling Message Clock System Push Button Panel (V1.0)

A-MSG-SWCH-PNL-16

Sapling Push Button Panel
Side View



Sapling Push Button Panel
Back View



The Sapling Message Display Switch Panel, Flush Mounted with 16 push buttons is meant to trigger the 15 default preprogrammed messages in the clocks. If the user intends to program the clocks with different messages (instead of the default messages), the labels of each push button can be altered accordingly. If customization for the push button labels is needed, it should be specified at the time of purchase.

specification sheets may change without prior notice